

How to Use The Client Reading Record Pages

What I have given you here are pages for a "client reading record" for January through December of 2018. After the month, there is a blank space for you to write the day, so you can print out as many pages as you need to for the month of January, February, and so on for your Wee Folk Toracles card reading client records. Use a folder to hold your pages or use a three hole punch and put them in a binder for easy use.

Each month gives you space to write the day, the appointment time, and the client's name. The four oblong boxes are used to record the cards from the client's four card layout (example: Wee Folk name and message subject). Then, there is room for your client's question and space for you to write out a bit about the client's reading. The "course of action" should always be a part of this.

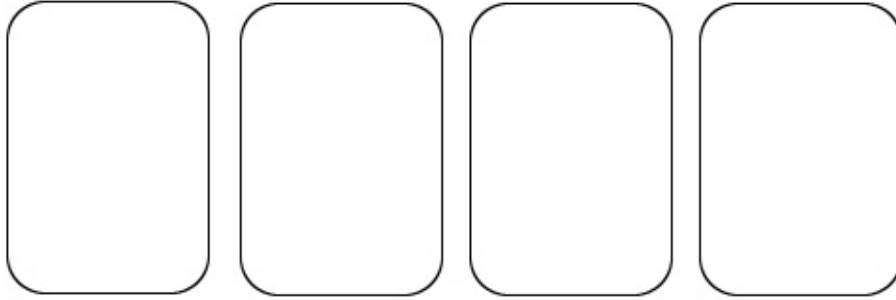
These pages are very helpful, especially for client's who are repeat client's. They like to know you remember them AND you can see if there is a repeat card or cards in each reading (this would be significant) or if the client is attempting to ask the same question over and over again. You can use these pages to your advantage for client's, looking back over a repeat client's reading before their next appointment.

You do not want to use these pages to "set up an appointment". You can download the free Appointment Calendar for that. These pages are for recording your client's reading information AFTER you've done the reading for them.

This is also a way to know if your client is actually "doing the work" after your readings as you can bring up their previous reading at their appointment and find out whether or not they actually took action with what their reading shared with them.

January __, 2018

Appt. Time: _____ Client Name: _____

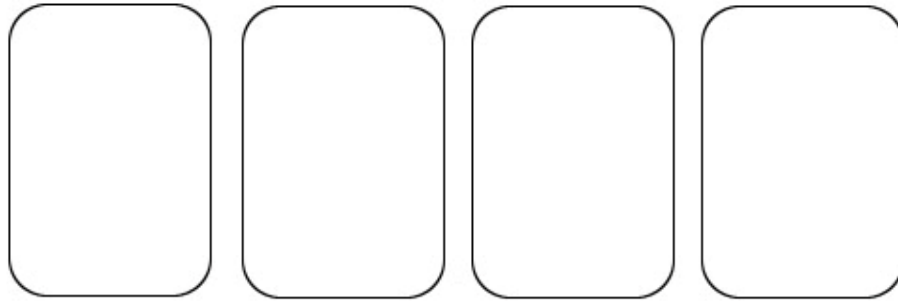
Four empty rounded rectangular boxes arranged horizontally, intended for notes or drawings.

Client's Question: _____

Notes About Reading:

February __, 2018

Appt. Time: _____ Client Name: _____

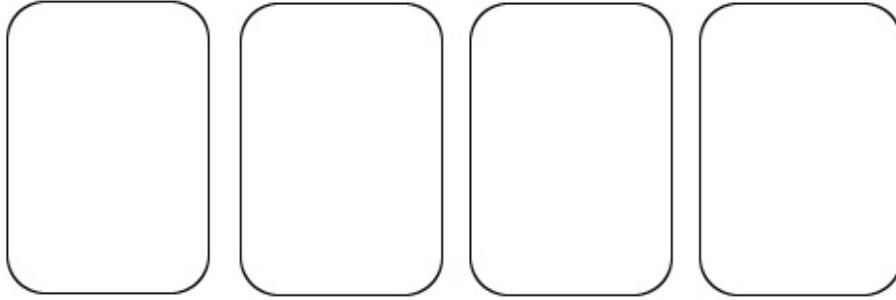
Four empty rounded rectangular boxes arranged horizontally, intended for notes or drawings.

Client's Question: _____

Notes About Reading:

March __, 2018

Appt. Time: _____ Client Name: _____

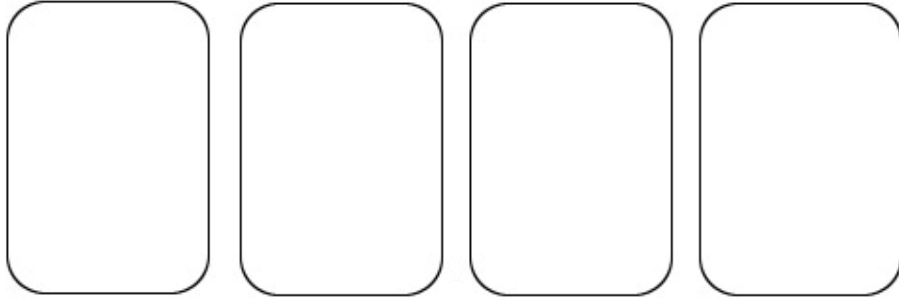
Four empty rounded rectangular boxes arranged horizontally, intended for notes or drawings.

Client's Question: _____

Notes About Reading:

April __, 2018

Appt. Time: _____ Client Name: _____

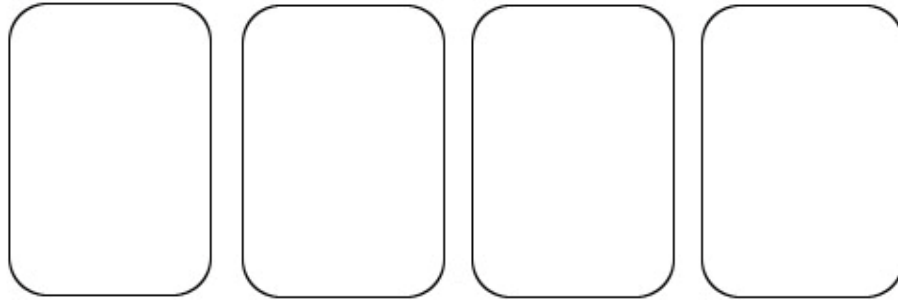
Four empty rounded rectangular boxes arranged horizontally, intended for notes or drawings.

Client's Question: _____

Notes About Reading:

May __, 2018

Appt. Time: _____ Client Name: _____

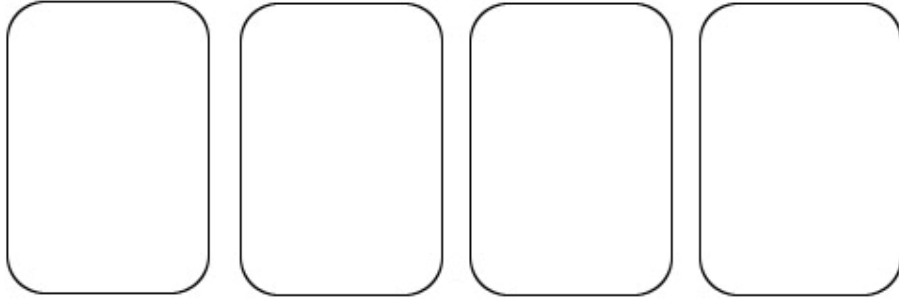
Four empty rounded rectangular boxes arranged horizontally, intended for notes or drawings.

Client's Question: _____

Notes About Reading:

June __, 2018

Appt. Time: _____ Client Name: _____

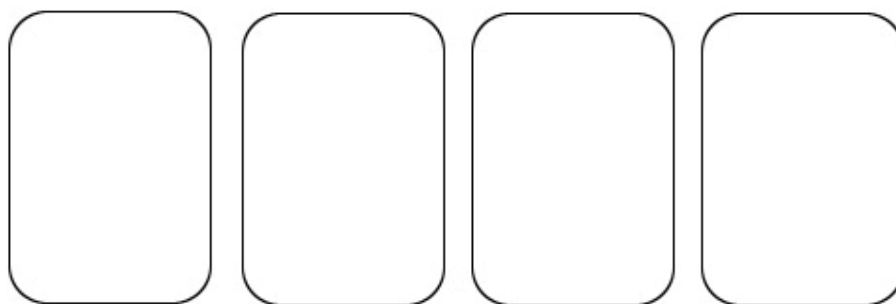
Four empty rounded rectangular boxes arranged horizontally, intended for notes or drawings.

Client's Question: _____

Notes About Reading:

July __, 2018

Appt. Time: _____ Client Name: _____

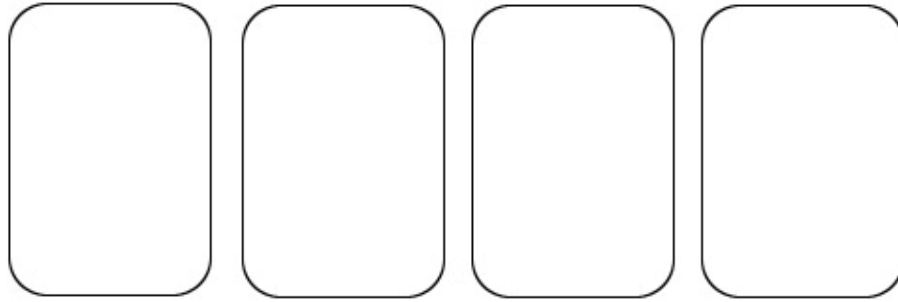
Four empty rounded rectangular boxes arranged horizontally, intended for notes or drawings.

Client's Question: _____

Notes About Reading:

August ____, 2018

Appt. Time: _____ Client Name: _____

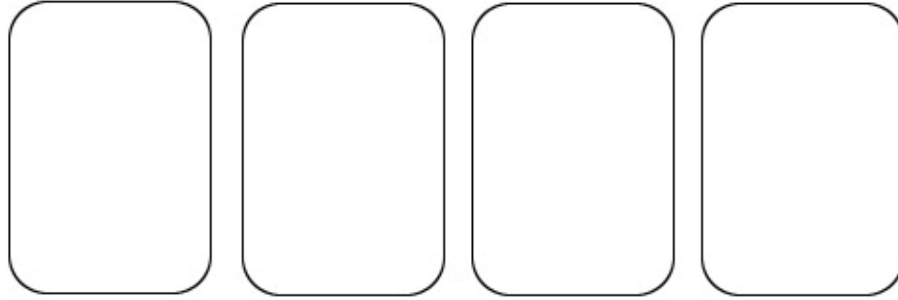
Four empty rounded rectangular boxes arranged horizontally, intended for notes or drawings.

Client's Question: _____

Notes About Reading:

September __, 2018

Appt. Time: _____ Client Name: _____

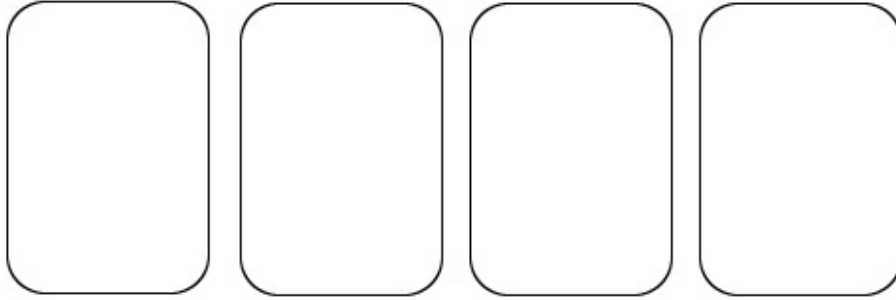
Four empty rounded rectangular boxes arranged horizontally, intended for notes or drawings.

Client's Question: _____

Notes About Reading:

October __, 2018

Appt. Time: _____ Client Name: _____


Four empty rounded rectangular boxes arranged horizontally, intended for notes or drawings.

Client's Question: _____

Notes About Reading:

November __, 2018

Appt. Time: _____ Client Name: _____

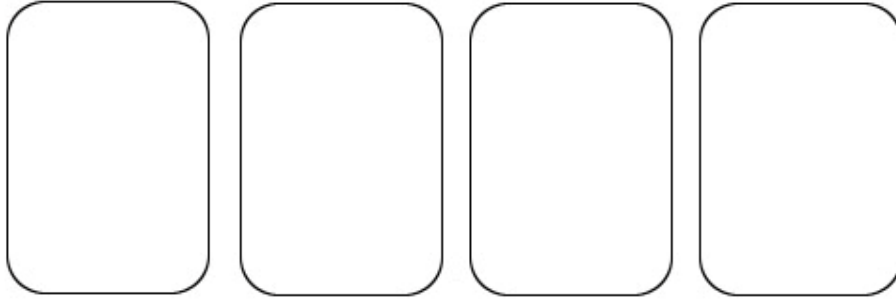
Four empty rounded rectangular boxes arranged horizontally, intended for notes or drawings.

Client's Question: _____

Notes About Reading:

December __, 2018

Appt. Time: _____ Client Name: _____

Four empty rounded rectangular boxes arranged horizontally, intended for notes or drawings.

Client's Question: _____

Notes About Reading: